

CASTLE CAMPS

BORDER LEICESTER & WHITE SUFFOLK STUD

11TH ANNUAL SALE

Friday, 27th September, 2024 • 11am on property

80 WHITE SUFFOLK RAMS 80
70 BORDER LEICESTER RAMS 70

2018 Riddoch Highway Keith – Inspections from 9.30am

PLATINUM Ag Services
A RURALCO BUSINESS

Platinum Livestock Keith

Adam Bradley 0428 838 285
Simon Rosenzweig 0427 887 705



Miller Whan & John
Jordy Heinrich 0429 007 229



Accredited Brucellosis Free • OJD Vaccinated • Lambplan Tested • Rebate to outside agents • Morning tea and lunch

Ian & Sue would like to thank Zoetis,
Rod's Livestock Nutrition and
Delta Agribusiness for their
support of our sale.



CASTLE CAMPS

BORDER LEICESTER & WHITE SUFFOLK STUD

80 White Suffolk Rams 80

70 Border Leicester Rams 70

SALE DETAILS

Sale commences 11.00 am • Inspections from 9.30am

2018 Riddoch Hwy, Keith

To be eligible for transfer as a stud ram the minimum sale price is \$1500 (plus GST)

Accredited Brucellosis Free • OJD Vaccinated • Lambplan Tested • Morning tea and lunch provided

Ian Carr • 0438 566 030 • castlecamps@bigpond.com  Find us on Facebook

PLATINUM Ag Services

A RURALCO BUSINESS

Adam Bradley 0428 838 285
Simon Rosenzweig 0427 887 705



Miller Whan & John
Jordy Heinrich 0429 007 229



Terminal Carcass Production (TCP) index

The TCP index is for a prime lamb production system where terminal sires are joined to ewes of a Merino/maternal breed or cross. The TCP index focuses on increasing weight and muscle while reducing carcass fat. These are changes which contribute to higher lean meat yield. TCP also has emphasis on modest improvements in eating quality.

Typical trait changes for the TCP index include:

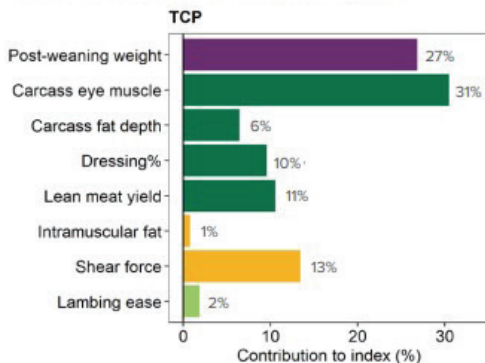
- increasing post weaning weight
- increasing carcass eye muscle depth
- decreasing carcass fat depth
- increasing dressing percentage
- increasing lean meat yield
- slightly improving eating quality
- improving lambing ease.

Sheep with better eating quality will have higher ASBVs for intramuscular fat (more marbling) and lower ASBVs for shear force (better tenderness).

Figure 1 illustrates which traits are in the index and how much they contribute to the overall balance

of the index. The longer the bar, the greater the impact on the index and the greater the impact on profitability of the production system.

Figure 1: The traits in the TCP index and how they contribute to the overall balance of the Index.



Eating Quality index (EQ)

The EQ index is for a prime lamb operation where terminal sires are joined to ewes of a Merino/maternal breed or cross, and where producers are interested in improving the eating quality of their lambs to a greater degree than is possible with the TCP index. Because of the added emphasis on eating quality, there is less emphasis on growth and carcass traits, although they will still improve.

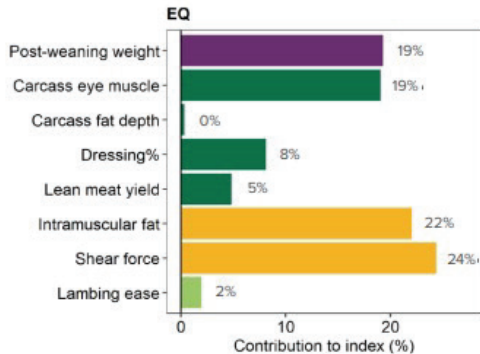
Typical trait changes for the EQ index include:

- increasing post weaning weight
- increasing eye muscle depth.
- maintaining/small reduction in carcass fat
- increasing dressing percentage
- increasing lean meat yield
- large improvement in eating quality
- improving lambing ease.

Sheep with better eating quality will have higher ASBVs for intramuscular fat (more marbling) and lower ASBVs for shear force (better tenderness).

Figure 2 illustrates which traits are in the index and how much they contribute to the overall balance of the Index. The longer the bar, the greater the impact on the index, and the greater impact on the profitability of the production system.

Figure 2: The traits in the EQ index and how they contribute to the overall balance of the index.



Days 200180 - purchased at their 2021 sale for \$15,000
We look forward to offering some excellent sons at this year's sale



MEMORANDUM OF STUD SIRES

WHITE SUFFOLKS

Days 18 0082	Bwt 0.24	Felix 15 0721	TCP 163.3	EQ 154.2	Pemd 2.53	TCP148.54	EQ 137.22
		Wwt 11.00	Pwwt 17.97	Pfat -0.81			
		Days 15 0191	TCP 134.1	EQ 127.0			
Glengarry 18 8030	Bwt -.06	Glengarry 17 7121	TCP 147.4	EQ 147.3	Pemd 1.98	TCP 151.36	EQ 150.91
		Wwt 11.52	Pwwt 18.23	Pfat -0.44			
		Glengarry 15 5315	TCP 137.2	EQ 135.9			
Castle Camps 19 9010	Bwt 0.51	Mertex 17 593	TCP 144.1	EQ 137.6	Pemd 1.59	TCP 143.22	EQ 137.89
		Wwt 10.54	Pwwt 16.51	Pfat -0.37			
		Castle Camps 15 5027	TCP 137.1	EQ 134.1			
Days 20 0180	Bwt 0.35	Waratah 18 0007	TCP 158.2	EQ 154.0	Pemd 3.12	TCP 160.21	EQ 155.41
		Wwt 11.36	Pwwt 18.27	Pfat -0.41			
		Days 17 0128	TCP 140.5	EQ 136.7			
Days 21 0300	Bwt 0.13	Felix 19 1175	TCP 152.3	EQ 152.1	Pemd 3.55	TCP 149.02	EQ 141.7
		Wwt 9.81	Pwwt 15.67	Pfat 0.41			
		Days 19 0056	TCP 149.8	EQ 142.5			

MEMORANDUM OF STUD SIREs

WHITE SUFFOLKS

Castle Camps 21 1131	Bwt 0.31	Castle Camps 19 9024	TCP 144.8	EQ 142.9	Pemd 1.64	TCP 143.0	EQ 141.72
		Wwt 10.44	Pwwt 15.97	Pfat -0.61			
		Waratah 17 0625	TCP 138.6	EQ 139.2			

MEMORANDUM OF STUD SIREs

BORDER LEICESTER

Castle Camps Barney 17 7357	Bwt 0.27	Inverbrackie 14 8041	BLX 148.4	Pfat -0.48	Pemd 1.08	Pwec -67.69 (Top 1%)	WR 0.1 (Top 20%)	BLX 136.41	
		Mwwt 0.11	Wwt 6.84						Pwwt 8.01
		Castle Camps 13 3399	BLX 123.5						
Castle Camps Wilson 4th 18 8534	Bwt 0.34	Castle Camps Wilson 3rd 12 2347	BLX 122.26	Pfat -0.02	Pemd -0.02	Pwec -32.0	WR 0.08	BLX 123.95	
		Mwwt 1.82	Wwt 6.19						Pwwt 9.96
		Castle Camps 16 6557	BLX 127.54						
Paxton 19 0398 (Tw)	Bwt 0.44	Inverbrackie 17 4809	BLX 147	Pfat 0.8	Pemd 0.2	Pwec -16.22	WR 0.11	BLX 132.86	
		Mwwt 1.73	Wwt 9.15						Pwwt 13.94
		Paxton 16 0829	BLX 106.9						(Top 5%)

MEMORANDUM OF STUD SIREs

BORDER LEICESTER

Gleneith 21 0151 (Tw)	Bwt 0.17	Gleneith 19 0273		BLX 177.04						
		Mwwt 1.62	Wwt 8.48	Pwwt 13.6	Pfat 1.35	Pemd 2.1	Pwec -22.2	WR 0.18	BLX 169.26 (Top 5%)	
		Gleneith 15 0526		BLX 142.88						
Castle Camps Paxman 21 1501 (Tw)	Bwt 0.57	Paxton 19 0398		BLX 132.86						
		Mwwt 1.21	Wwt 9.86	Pwwt 14.61 (Top 5%)	Pfat -0.02	Pemd -0.18	WR 0.11	Pwec -22.0	BLX 129.27	
		Castle Camps 17 7364		BLX 126.39						
Castle Camps Colt 21 1295	Bwt 0.3	Inverbrackie 19 0281		BLX 148.02						
		Mwwt 1.27	Wwt 8.31	Pwwt 11.7	Pfat -1.25	Pemd 0.12	WR 0.04	Pwec 28.29	BLX 127.3	
		Castle Camps 18 8512		BLX 108.33						
Castle Camps Wilson 5th 21 1487 (Tw)	Bwt 0.13	Castle Camps Wilson 4th		BLX 127.54						
		Mwwt 1.27 (Top 10%)	Wwt 5076	Pwwt 9.45	Pfat 0.11	Pemd 0.61	WR 0.05	Pwec -25.24	BLX 126.63	
		Castle Camps 18 8561		BLX 129.62						

MEMORANDUM OF STUD SIREs

BORDER LEICESTER AI SIREs

Gleneith 210098	Bwt 0.41	Gleneith 19 0273		BLX 177.04					
		Mwwt 2.74	Wwt 9.61	Pwwt 15.81 (Top 5%)	Pfat 1.09	Pemd 0.13	WR 0.19	Pwec -11.8	BLX 164.3
		Gleneith 190519		BLX 128.61					
Linton 21 0748	Bwt 0.23	Linton 20 0745		BLX 157.31					
		Mwwt -0.11	Wwt 7.0	Pwwt 11.81	Pfat 0.35	Pemd 1.08	WR 0.22	Pwec -50.28	BLX 149.09
		Linton 19 0717		BLX 122.12			(Top 1%)	(Top 10%)	

Abbreviations: CC - Castle Camps D - Days Gl - Glengarry G - Gleneith P - Paxton L - Linton \$ - Super Border
 BT - Birth Type BLX - Border Crossing Index MCP+ - Maternal Carcase Production Plus TCP - Terminal Carcase Production EQ - Eating Quality

CASTLE CAMPS – WHITE SUFFOLK RAMS

LOT	TAG	SIRE	DOB	BT	BWT	WWT	PWT	PFAT	PEMD	LMY	TCP	EQ	BUYER
1	3038	CC 21 1131	12/6/2023	2	0.39	11.25	17.45	-1.14	1.19	3.69	142.67	137.10	
<i>Acc %</i>					<i>58</i>	<i>62.00</i>	<i>60.00</i>	<i>56.00</i>	<i>60.00</i>	<i>50.00</i>	<i>40.00</i>	<i>34</i>	\$
2	3039	CC 21 1131	12/6/2023	2	0.34	10.97	17.20	-1.10	1.19	3.52	142.07	136.85	
<i>Acc %</i>					<i>58</i>	<i>62.00</i>	<i>60.00</i>	<i>56.00</i>	<i>60.00</i>	<i>50.00</i>	<i>40.00</i>	<i>34</i>	\$
3	3201	CC 21 1131	25/6/2023	1	0.24	11.03	17.06	-0.78	1.76	3.67	144.69	139.62	
<i>Acc %</i>					<i>58</i>	<i>63.00</i>	<i>60.00</i>	<i>56.00</i>	<i>60.00</i>	<i>51.00</i>	<i>40.00</i>	<i>33</i>	\$
4	3693	D 20 0180	17/7/2023	1	0.32	10.86	17.25	-0.72	2.45	3.83	151.89	145.19	
<i>Acc %</i>					<i>61</i>	<i>65.00</i>	<i>62.00</i>	<i>59.00</i>	<i>62.00</i>	<i>54.00</i>	<i>44.00</i>	<i>40</i>	\$
5	3034	D 21 0300	11/6/2023	3	0.24	10.51	16.81	-0.21	2.51	3.52	145.60	137.91	
<i>Acc %</i>					<i>60</i>	<i>64.00</i>	<i>62.00</i>	<i>58.00</i>	<i>62.00</i>	<i>53.00</i>	<i>44.00</i>	<i>40</i>	\$
6	3241	D 18 0082	26/6/2023	1	0.27	10.57	16.65	-0.87	1.60	3.64	142.61	135.57	
<i>Acc %</i>					<i>63</i>	<i>65.00</i>	<i>63.00</i>	<i>61.00</i>	<i>64.00</i>	<i>56.00</i>	<i>46.00</i>	<i>41</i>	\$
7	3255	CC 21 1131	27/6/2023	1	0.27	10.25	15.45	-0.51	2.37	3.62	145.35	140.92	
<i>Acc %</i>					<i>58</i>	<i>63.00</i>	<i>61.00</i>	<i>56.00</i>	<i>61.00</i>	<i>51.00</i>	<i>40.00</i>	<i>33</i>	\$
8	3208	CC 19 9010	25/6/2023	2	0.33	10.59	16.73	-0.17	2.44	3.29	148.31	143.53	
<i>Acc %</i>					<i>62</i>	<i>65.00</i>	<i>62.00</i>	<i>59.00</i>	<i>63.00</i>	<i>54.00</i>	<i>42.00</i>	<i>34</i>	\$

CASTLE CAMPS – WHITE SUFFOLK RAMS

LOT	TAG	SIRE	DOB	BT	BWT	WWT	PWT	PFAT	PEMD	LMY	TCP	EQ	BUYER
9	3045	D 18 0082	13/6/2023	2	0.30	10.78	16.78	-0.83	1.92	4.12	145.08	135.76	
<i>Acc %</i>					<i>63</i>	<i>66.00</i>	<i>64.00</i>	<i>60.00</i>	<i>64.00</i>	<i>56.00</i>	<i>46.00</i>	<i>40</i>	\$
10	3346	D 20 0180	17/7/2023	1	0.37	11.80	18.50	-0.70	2.06	3.72	152.33	147.85	
<i>Acc %</i>					<i>61</i>	<i>65.00</i>	<i>62.00</i>	<i>58.00</i>	<i>62.00</i>	<i>53.00</i>	<i>43.00</i>	<i>39</i>	\$
11	3126	D 21 0300	21/6/2023	2	0.45	11.07	16.98	-0.58	1.39	3.45	141.90	136.35	
<i>Acc %</i>					<i>59</i>	<i>64.00</i>	<i>61.00</i>	<i>57.00</i>	<i>61.00</i>	<i>52.00</i>	<i>42.00</i>	<i>37</i>	\$
12	3057	G 18 8030	16/6/2023	1	0.15	10.56	16.94	-0.36	1.70	2.77	145.31	143.61	
<i>Acc %</i>					<i>62</i>	<i>65.00</i>	<i>62.00</i>	<i>59.00</i>	<i>63.00</i>	<i>54.00</i>	<i>42.00</i>	<i>35</i>	\$
13	3099	D 20 0180	19/6/2023	2	0.36	11.35	18.13	-0.85	1.74	3.53	150.95	146.42	
<i>Acc %</i>					<i>61</i>	<i>65.00</i>	<i>62.00</i>	<i>59.00</i>	<i>62.00</i>	<i>53.00</i>	<i>43.00</i>	<i>39</i>	\$
14	3143	G 18 8030	22/6/2023	1	0.17	10.89	17.06	-0.57	1.78	3.34	145.75	141.80	
<i>Acc %</i>					<i>62</i>	<i>65.00</i>	<i>63.00</i>	<i>60.00</i>	<i>63.00</i>	<i>55.00</i>	<i>44.00</i>	<i>39</i>	\$
15	3310	D 18 0082	2/7/2023	1	0.28	10.64	16.76	-0.74	2.30	4.01	147.78	139.00	
<i>Acc %</i>					<i>62</i>	<i>65.00</i>	<i>63.00</i>	<i>60.00</i>	<i>64.00</i>	<i>56.00</i>	<i>46.00</i>	<i>41</i>	\$
16	3324	D 18 0082	7/7/2023	1	0.36	10.50	16.39	-0.79	1.98	3.81	144.14	136.69	
<i>Acc %</i>					<i>63</i>	<i>66.00</i>	<i>63.00</i>	<i>61.00</i>	<i>64.00</i>	<i>56.00</i>	<i>46.00</i>	<i>41</i>	\$

CASTLE CAMPS – WHITE SUFFOLK RAMS

LOT	TAG	SIRE	DOB	BT	BWT	WWT	PWT	PFAT	PEMD	LMY	TCP	EQ	BUYER
17	3351	D 20 0180	19/7/2023	1	0.34	10.95	16.94	-0.30	2.65	3.52	152.13	149.63	
<i>Acc %</i>					<i>63</i>	<i>66.00</i>	<i>64.00</i>	<i>62.00</i>	<i>65.00</i>	<i>56.00</i>	<i>48.00</i>	<i>44</i>	\$
18	3022	D 21 0300	9/6/2023	1	0.34	11.11	17.20	-0.33	2.38	3.75	147.46	140.95	
<i>Acc %</i>					<i>60</i>	<i>64.00</i>	<i>62.00</i>	<i>59.00</i>	<i>62.00</i>	<i>54.00</i>	<i>45.00</i>	<i>41</i>	\$
19	3210	D 21 0300	25/6/2023	2	0.22	10.03	15.73	-0.29	2.08	3.25	142.99	137.96	
<i>Acc %</i>					<i>59</i>	<i>63.00</i>	<i>61.00</i>	<i>58.00</i>	<i>61.00</i>	<i>52.00</i>	<i>43.00</i>	<i>38</i>	\$
20	3073	CC 21 1131	17/6/2023	2	0.52	11.72	17.43	-0.99	0.96	3.70	142.53	138.47	
<i>Acc %</i>					<i>58</i>	<i>62.00</i>	<i>60.00</i>	<i>55.00</i>	<i>59.00</i>	<i>49.00</i>	<i>39.00</i>	<i>32</i>	\$
21	3026	G 18 8030	10/6/2023	2	0.23	11.04	17.12	-0.50	1.54	2.90	144.86	143.35	
<i>Acc %</i>					<i>63</i>	<i>66.00</i>	<i>64.00</i>	<i>61.00</i>	<i>64.00</i>	<i>55.00</i>	<i>45.00</i>	<i>38</i>	\$
22	3046	D 18 0082	13/6/2023	2	0.27	10.51	16.44	-0.79	2.34	4.30	147.19	137.36	
<i>Acc %</i>					<i>63</i>	<i>66.00</i>	<i>64.00</i>	<i>60.00</i>	<i>64.00</i>	<i>56.00</i>	<i>46.00</i>	<i>40</i>	\$
23	3253	CC 21 1131	26/6/2023	2	0.29	9.15	14.13	-0.27	2.31	2.85	142.02	139.03	
<i>Acc %</i>					<i>59</i>	<i>63.00</i>	<i>61.00</i>	<i>58.00</i>	<i>62.00</i>	<i>52.00</i>	<i>42.00</i>	<i>35</i>	\$
24	3080	CC 21 1131	18/6/2023	2	0.25	10.15	15.20	-0.26	2.22	3.14	144.27	143.12	
<i>Acc %</i>					<i>59</i>	<i>63.00</i>	<i>61.00</i>	<i>57.00</i>	<i>61.00</i>	<i>52.00</i>	<i>42.00</i>	<i>36</i>	\$

CASTLE CAMPS – WHITE SUFFOLK RAMS

LOT	TAG	SIRE	DOB	BT	BWT	WWT	PWT	PFAT	PEMD	LMY	TCP	EQ	BUYER
25	3047	D 18 0082	14/6/2023	1	0.38	10.28	16.45	-0.26	2.38	3.46	145.94	137.87	
<i>Acc %</i>					63	66.00	63.00	61.00	64.00	56.00	45.00	40	\$
26	3096	D 20 0180	19/6/2023	2	0.42	10.64	16.43	-0.69	1.86	3.47	147.04	142.54	
<i>Acc %</i>					62	65.00	63.00	59.00	62.00	54.00	44.00	39	\$
27	3180	D 18 0082	24/6/2023	2	0.32	10.51	16.66	-0.57	2.59	3.99	148.11	139.47	
<i>Acc %</i>					62	65.00	63.00	60.00	64.00	56.00	45.00	40	\$
28	3298	CC 19 9010	30/6/2023	2	0.42	11.58	17.77	-0.87	0.78	3.36	141.46	136.94	
<i>Acc %</i>					62	65.00	62.00	59.00	62.00	53.00	41.00	33	\$
29	3290	D 21 0300	29/6/2023	1	0.31	9.03	14.11	-0.26	2.44	3.39	142.62	136.47	
<i>Acc %</i>					60	65.00	63.00	59.00	62.00	54.00	45.00	40	\$
30	3118	CC 19 9010	19/6/2023	2	0.38	10.12	15.86	-0.43	2.21	3.51	145.18	138.18	
<i>Acc %</i>					62	65.00	62.00	59.00	63.00	54.00	42.00	35	\$
31	3121	CC 21 1131	21/6/2023	1	0.24	10.75	16.39	-0.74	1.34	3.28	141.26	138.18	
<i>Acc %</i>					58	62.00	60.00	56.00	60.00	50.00	41.00	35	\$
32	3020	D 21 0300	7/6/2023	2	0.28	8.92	13.56	-0.37	2.30	3.37	140.66	134.90	
<i>Acc %</i>					59	64.00	62.00	59.00	62.00	54.00	44.00	40	\$

CASTLE CAMPS – WHITE SUFFOLK RAMS

LOT	TAG	SIRE	DOB	BT	BWT	WWT	PWT	PFAT	PEMD	LMY	TCP	EQ	BUYER
33	3288	D 20 0180	29/6/2023	2	0.41	11.46	18.14	-0.62	2.25	3.66	150.79	144.10	
<i>Acc %</i>					<i>61</i>	<i>64.00</i>	<i>62.00</i>	<i>59.00</i>	<i>62.00</i>	<i>54.00</i>	<i>44.00</i>	<i>40</i>	\$
34	3289	D 20 0180	29/6/2023	2	0.40	11.22	17.83	-0.55	2.28	3.55	150.26	143.83	
<i>Acc %</i>					<i>61</i>	<i>64.00</i>	<i>62.00</i>	<i>59.00</i>	<i>62.00</i>	<i>54.00</i>	<i>44.00</i>	<i>40</i>	\$
35	3101	D 20 0180	19/6/2023	2	0.34	10.37	16.18	-0.51	1.92	3.17	146.38	142.55	
<i>Acc %</i>					<i>62</i>	<i>65.00</i>	<i>63.00</i>	<i>59.00</i>	<i>62.00</i>	<i>54.00</i>	<i>44.00</i>	<i>39</i>	\$
36	3243	CC 19 9010	27/6/2023	2	0.42	11.15	17.10	-0.61	1.50	3.48	142.96	137.26	
<i>Acc %</i>					<i>65</i>	<i>68.00</i>	<i>65.00</i>	<i>61.00</i>	<i>65.00</i>	<i>56.00</i>	<i>44.00</i>	<i>35</i>	\$
37	3136	D 20 0180	22/6/2023	2	0.40	10.69	16.56	-0.79	1.90	3.61	148.28	143.38	
<i>Acc %</i>					<i>61</i>	<i>65.00</i>	<i>62.00</i>	<i>59.00</i>	<i>62.00</i>	<i>53.00</i>	<i>43.00</i>	<i>38</i>	\$
38	3278	D 20 0180	28/6/2023	2	0.33	11.10	16.95	-0.81	1.96	3.85	149.54	143.70	
<i>Acc %</i>					<i>62</i>	<i>65.00</i>	<i>62.00</i>	<i>59.00</i>	<i>63.00</i>	<i>54.00</i>	<i>44.00</i>	<i>40</i>	\$
39	3019	D 21 0300	7/6/2023	1	0.13	9.38	14.80	0.26	3.68	3.69	150.41	144.46	
<i>Acc %</i>					<i>59</i>	<i>63.00</i>	<i>61.00</i>	<i>58.00</i>	<i>62.00</i>	<i>53.00</i>	<i>44.00</i>	<i>40</i>	\$
40	3271	D 20 0180	28/6/2023	2	0.34	11.48	17.90	-0.75	2.09	3.75	151.76	147.22	
<i>Acc %</i>					<i>61</i>	<i>64.00</i>	<i>62.00</i>	<i>58.00</i>	<i>62.00</i>	<i>53.00</i>	<i>44.00</i>	<i>39</i>	\$

CASTLE CAMPS – WHITE SUFFOLK RAMS

LOT	TAG	SIRE	DOB	BT	BWT	WWT	PWT	PFAT	PEMD	LMY	TCP	EQ	BUYER
41	3172	D 20 0180	23/6/2023	2	0.31	10.34	16.33	-0.29	2.74	3.39	152.01	147.70	
<i>Acc %</i>					<i>61</i>	<i>65.00</i>	<i>62.00</i>	<i>59.00</i>	<i>62.00</i>	<i>54.00</i>	<i>43.00</i>	<i>39</i>	\$
42	3174	D 20 0180	24/6/2023	3	0.33	11.27	17.72	-0.67	2.51	4.01	152.20	144.80	
<i>Acc %</i>					<i>62</i>	<i>65.00</i>	<i>62.00</i>	<i>60.00</i>	<i>63.00</i>	<i>54.00</i>	<i>44.00</i>	<i>40</i>	\$
43	3257	D 21 0300	27/6/2023	1	0.15	10.28	16.28	-0.16	2.96	3.80	148.36	141.31	
<i>Acc %</i>					<i>59</i>	<i>63.00</i>	<i>61.00</i>	<i>59.00</i>	<i>62.00</i>	<i>53.00</i>	<i>44.00</i>	<i>41</i>	\$
44	3318	D 20 0180	6/7/2023	1	0.46	10.95	16.86	-0.52	2.67	3.73	154.00	149.10	
<i>Acc %</i>					<i>61</i>	<i>65.00</i>	<i>62.00</i>	<i>59.00</i>	<i>62.00</i>	<i>53.00</i>	<i>43.00</i>	<i>38</i>	\$
45	3107	CC 19 9010	19/6/2023	2	0.37	10.08	16.04	-0.38	2.43	3.51	146.59	139.36	
<i>Acc %</i>					<i>62</i>	<i>65.00</i>	<i>62.00</i>	<i>59.00</i>	<i>63.00</i>	<i>54.00</i>	<i>42.00</i>	<i>35</i>	\$
46	3342	D 20 0180	12/7/2023	1	0.36	10.68	16.68	-0.43	2.02	3.36	148.20	143.80	
<i>Acc %</i>					<i>61</i>	<i>64.00</i>	<i>62.00</i>	<i>58.00</i>	<i>61.00</i>	<i>53.00</i>	<i>43.00</i>	<i>37</i>	\$
47	3294	D 21 0300	30/6/2023	2	0.34	10.00	15.32	-0.65	1.71	3.63	140.65	134.25	
<i>Acc %</i>					<i>60</i>	<i>64.00</i>	<i>62.00</i>	<i>58.00</i>	<i>61.00</i>	<i>53.00</i>	<i>43.00</i>	<i>38</i>	\$
48	3013	D 20 0180	7/6/2023	1	0.37	10.00	15.23	-0.81	1.90	3.53	145.73	140.66	
<i>Acc %</i>					<i>62</i>	<i>65.00</i>	<i>63.00</i>	<i>59.00</i>	<i>63.00</i>	<i>54.00</i>	<i>44.00</i>	<i>39</i>	\$

CASTLE CAMPS – WHITE SUFFOLK RAMS

LOT	TAG	SIRE	DOB	BT	BWT	WWT	PWT	PFAT	PEMD	LMY	TCP	EQ	BUYER
49	3204	CC 21 1131	25/6/2023	2	0.30	10.71	16.92	-0.86	1.58	3.44	143.77	138.61	
<i>Acc %</i>					<i>58</i>	<i>63.00</i>	<i>61.00</i>	<i>57.00</i>	<i>61.00</i>	<i>51.00</i>	<i>41.00</i>	<i>35</i>	\$
50	3291	D 21 0300	29/6/2023	2	0.26	10.28	16.12	-0.01	2.47	3.32	145.22	139.79	
<i>Acc %</i>					<i>59</i>	<i>64.00</i>	<i>61.00</i>	<i>58.00</i>	<i>61.00</i>	<i>53.00</i>	<i>43.00</i>	<i>39</i>	\$
51	3273	D 21 0300	28/6/2023	2	0.24	10.45	16.00	0.45	2.94	3.46	144.70	138.20	
<i>Acc %</i>					<i>60</i>	<i>65.00</i>	<i>63.00</i>	<i>61.00</i>	<i>65.00</i>	<i>55.00</i>	<i>46.00</i>	<i>42</i>	\$
52	3069	CC 21 1131	17/6/2023	2	0.38	10.50	16.28	-0.94	1.06	3.20	139.84	136.36	
<i>Acc %</i>					<i>58</i>	<i>63.00</i>	<i>60.00</i>	<i>56.00</i>	<i>61.00</i>	<i>51.00</i>	<i>41.00</i>	<i>34</i>	\$
53	3315	D 21 0300	5/7/2023	1	0.32	10.14	15.31	-0.32	2.40	3.79	144.60	138.09	
<i>Acc %</i>					<i>60</i>	<i>63.00</i>	<i>61.00</i>	<i>57.00</i>	<i>61.00</i>	<i>52.00</i>	<i>43.00</i>	<i>37</i>	\$
54	3135	CC 19 9010	22/6/2023	1	0.38	10.59	16.49	-0.79	1.51	3.57	142.80	136.03	
<i>Acc %</i>					<i>62</i>	<i>65.00</i>	<i>62.00</i>	<i>59.00</i>	<i>63.00</i>	<i>54.00</i>	<i>42.00</i>	<i>35</i>	\$
55	3348	D 20 0180	17/7/2023	1	0.33	10.49	16.75	-0.43	2.61	3.48	150.81	144.87	
<i>Acc %</i>					<i>61</i>	<i>65.00</i>	<i>62.00</i>	<i>59.00</i>	<i>62.00</i>	<i>54.00</i>	<i>44.00</i>	<i>40</i>	\$
56	3027	G 18 8030	10/6/2023	2	0.20	10.36	16.22	-0.02	2.26	2.62	146.20	145.17	
<i>Acc %</i>					<i>63</i>	<i>66.00</i>	<i>64.00</i>	<i>61.00</i>	<i>64.00</i>	<i>55.00</i>	<i>45.00</i>	<i>38</i>	\$

CASTLE CAMPS – WHITE SUFFOLK RAMS

LOT	TAG	SIRE	DOB	BT	BWT	WWT	PWT	PFAT	PEMD	LMY	TCP	EQ	BUYER
57	3014	CC 19 9010	7/6/2023	3	0.43	9.78	15.52	-0.47	2.25	3.46	145.30	138.98	
<i>Acc %</i>					62	65.00	63.00	59.00	63.00	54.00	43.00	35	\$
58	3224	D 21 0300	26/6/2023	2	0.28	9.65	15.00	-0.30	2.22	3.33	142.14	135.94	
<i>Acc %</i>					60	64.00	62.00	59.00	62.00	54.00	44.00	40	\$
59	3340	D 18 0082	12/7/2023	2	0.24	10.95	17.25	-0.49	2.30	3.72	147.80	140.67	
<i>Acc %</i>					64	66.00	64.00	61.00	65.00	57.00	47.00	42	\$
60	3207	CC 21 1131	25/6/2023	1	0.34	10.80	16.35	-0.62	1.64	3.44	143.43	139.56	
<i>Acc %</i>					57	61.00	57.00	45.00	47.00	44.00	35.00	29	\$
61	3043	D 21 0300	13/6/2023	2	0.24	10.03	15.43	0.17	2.45	3.49	142.19	135.30	
<i>Acc %</i>					59	64.00	62.00	60.00	63.00	54.00	45.00	40	\$
62	3280	D 210300	28/6/2023	2	0.31	10.49	16.67	-0.57	2.25	3.88	145.47	136.75	
<i>Acc %</i>					59	64.00	61.00	58.00	62.00	53.00	44.00	40	\$
63	3220	D 18 0082	26/6/2023	2	0.28	11.00	17.04	-1.12	1.20	3.88	140.86	133.06	
<i>Acc %</i>					63	66.00	64.00	61.00	64.00	56.00	46.00	41	\$
64	3216	CC 19 9010	26/6/2023	2	0.39	10.62	16.47	-0.68	1.57	3.32	142.20	137.18	
<i>Acc %</i>					63	66.00	63.00	60.00	64.00	55.00	44.00	37	\$

CASTLE CAMPS – WHITE SUFFOLK RAMS

LOT	TAG	SIRE	DOB	BT	BWT	WWT	PWT	PFAT	PEMD	LMY	TCP	EQ	BUYER
65	3183	CC 21 1131	24/6/2023	2	0.34	11.03	17.03	-0.45	1.83	3.18	145.36	142.59	
<i>Acc %</i>					<i>58</i>	<i>62.00</i>	<i>60.00</i>	<i>55.00</i>	<i>59.00</i>	<i>49.00</i>	<i>39.00</i>	<i>32</i>	\$
66	3067	D 18 0082	17/6/2023	2	0.33	9.65	15.26	-0.32	2.62	3.35	144.21	136.69	
<i>Acc %</i>					<i>64</i>	<i>67.00</i>	<i>64.00</i>	<i>61.00</i>	<i>65.00</i>	<i>57.00</i>	<i>46.00</i>	<i>41</i>	\$
67	3058	D 21 0300	16/6/2023	2	0.26	9.85	15.26	-0.13	2.42	3.45	143.33	137.09	
<i>Acc %</i>					<i>59</i>	<i>63.00</i>	<i>61.00</i>	<i>57.00</i>	<i>61.00</i>	<i>52.00</i>	<i>42.00</i>	<i>37</i>	\$
68	3066	D 18 0082	17/6/2023	1	0.34	10.05	15.65	-0.51	2.46	3.70	145.38	138.59	
<i>Acc %</i>					<i>64</i>	<i>67.00</i>	<i>65.00</i>	<i>63.00</i>	<i>66.00</i>	<i>58.00</i>	<i>49.00</i>	<i>45</i>	\$
69	3217	CC 19 9010	26/6/2023	2	0.37	10.32	16.15	-0.52	1.88	3.24	143.05	138.08	
<i>Acc %</i>					<i>63</i>	<i>66.00</i>	<i>63.00</i>	<i>60.00</i>	<i>64.00</i>	<i>55.00</i>	<i>44.00</i>	<i>37</i>	\$
70	3305	G 18 8030	2/7/2023	2	0.08	11.34	17.71	-0.46	1.61	3.25	146.60	143.18	
<i>Acc %</i>					<i>63</i>	<i>66.00</i>	<i>63.00</i>	<i>61.00</i>	<i>64.00</i>	<i>55.00</i>	<i>45.00</i>	<i>39</i>	\$
71	3237	CC 19 9010	26/6/2023	2	0.35	10.13	15.25	-0.72	1.39	3.42	140.15	134.88	
<i>Acc %</i>					<i>62</i>	<i>66.00</i>	<i>63.00</i>	<i>60.00</i>	<i>64.00</i>	<i>54.00</i>	<i>42.00</i>	<i>33</i>	\$
72	3205	CC 21 1131	25/6/2023	2	0.26	9.85	15.50	-0.52	2.13	3.29	143.94	139.21	
<i>Acc %</i>					<i>58</i>	<i>63.00</i>	<i>61.00</i>	<i>57.00</i>	<i>61.00</i>	<i>51.00</i>	<i>41.00</i>	<i>35</i>	\$

CASTLE CAMPS – WHITE SUFFOLK RAMS

LOT	TAG	SIRE	DOB	BT	BWT	WWT	PWT	PFAT	PEMD	LMY	TCP	EQ	BUYER
73	3277	G 18 8030	28/6/2023	1	0.05	9.77	14.86	-0.66	1.81	3.38	144.31	141.55	
Acc %					63	66.00	64.00	61.00	64.00	56.00	45.00	39	\$
74	3044	D 21 0300	13/6/2023	2	0.23	10.02	15.55	0.05	2.63	3.73	144.04	136.48	
Acc %					59	64.00	62.00	60.00	63.00	54.00	45.00	40	\$
75	3088	CC 19 9010	19/6/2023	2	0.40	9.73	15.22	-0.57	1.16	2.86	138.74	133.84	
Acc %					62	64.00	62.00	58.00	62.00	53.00	42.00	33	\$
76	3691	D 20 0180	17/7/2023	2	0.27	10.65	16.77	-0.14	2.55	3.13	151.37	148.59	
Acc %					62	65.00	63.00	61.00	64.00	56.00	46.00	43	\$
77	3297	D21 0300	30/6/2023	1	0.34	10.33	15.54	-0.15	2.72	3.66	146.82	141.81	
Acc %					59	63.00	61.00	58.00	62.00	53.00	44.00	40	\$
78	3140	D 21 0300	22/6/2023	2	0.38	10.05	15.50	-0.20	2.57	3.54	143.76	136.42	
Acc %					60	65.00	62.00	58.00	62.00	54.00	44.00	39	\$
79	3028	D 21 0300	10/6/2023	2	0.17	10.08	15.49	-0.33	1.93	3.19	142.43	138.45	
Acc %					59	64.00	62.00	59.00	62.00	53.00	44.00	39	\$
80	3128	D 18 0082	21/6/2023	2	0.14	9.33	14.99	-0.24	2.80	3.27	144.87	139.25	
Acc %					64	67.00	64.00	62.00	65.00	58.00	48.00	45	\$

Border Leicester Cross (BLX)

The BLX index is for a first cross operation where maternal sires are joined to Merino dams, with the first cross female offspring then used in prime lamb systems joined to terminal sire rams. The index favours high early growth animals with good reproduction.

Typical trait changes with the BLX index include:

- maintaining fleece weight
- increasing growth
- increasing adult weight
- increasing maternal weaning weight
- improving carcass traits
- increasing number of lambs weaned

Figure 1 illustrates which traits are in the BLX index and how much they contribute to the overall balance of the index. The longer the bar, the greater the impact on the index, and the greater impact on the profitability of the production system.

BLX aims to maintain adult weight at current levels because bigger ewes have higher feed and animal handling costs. However, this is difficult to achieve in practice because bigger ewes also produce more

lambs, which reach sale weight faster, so the index makes a trade-off to achieve an optimal balance across all traits.

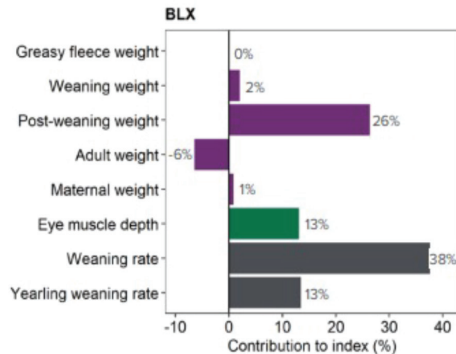
Figure 1 shows that increasing adult weight has a negative contribution on the index. However, individual ram breeders who measure early growth, adult weight and reproduction will have greater control over this balance.

Weaning Rate (WR)

Sheep Genetics have introduced a new trait that measures reproductive performance called Weaning Rate. Weaning Rate replaces Number of Lambs Weaned (NLW). Weaning Rate measures the number of additional lambs weaned per ewe joined.

Weaning Rate combines the ewe performance in conception, litter size and ewe rearing ability. It has replaced NLW in the Index, and as a result of this and other major enhancements within the analysis, breeding values will have changed. It is important to rebenchmark sires using the most recent Percentile Reports.

Figure 1: The traits in the BLX index and how they contribute to the overall balance of the index



Maternal Carcase Production Plus (MCP+)

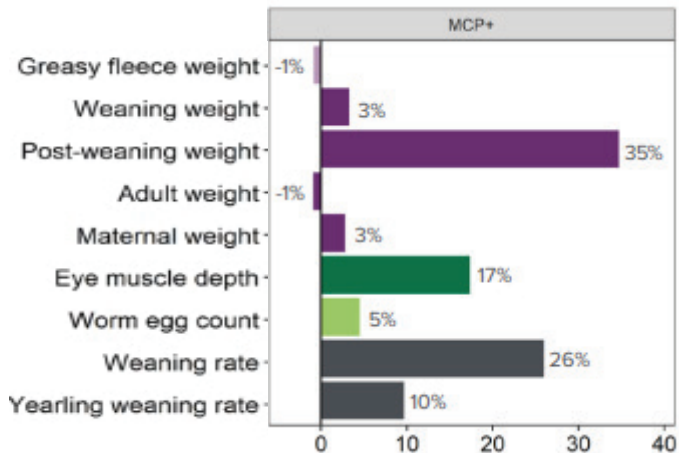
MCP+ is also for a self-replacing maternal operation but differs from MCP in that some joining to terminal sires is allowed for. MCP is also suited to operations in high rainfall and/or high input management systems where internal parasites may cause significant economic losses.

Typical trait changes with the MCP+ index include:

- maintaining fleece weight
- increasing growth
- increasing adult weight
- increasing maternal weaning weight
- improving carcase traits
- reducing worm egg count
- increasing number of lambs weaned.

Figure 3 illustrates trait contributions to the MCP+ index. MCP+ also aims to maintain adult weight at current levels to limit increasing ewe size. The trade-off seen with MCP in balancing early growth, mature size and reproduction is again evident. Furthermore, like MCP, ram breeders that have good measurement programs for all three traits will achieve greater control.

Figure 3: The traits in the MCP+ index and how they contribute to the overall balance of the index



Percentile Report

Analysis First Cross Sire Breeds Dated 15/08/2024 Drop Year 2023



Band	BLX	BWT	PWT	AWT	MWWT	PEMD	PFAT	YGFW	WR	PWEC	MCP+
1	162.64	-0.04	14.8	18.36	2.88	2.44	1.87	18.83	0.25	-58.48	164.1
5	153.99	0.06	13.2	16.09	2.34	1.88	1.19	15.24	0.21	-50.74	156.02
10	149.13	0.11	12.41	15.11	2.05	1.56	0.84	13.46	0.18	-46	151.09
20	142.45	0.18	11.33	13.93	1.7	1.18	0.46	11.47	0.15	-39.96	143.8
30	137.74	0.22	10.56	13.06	1.47	0.88	0.22	10.11	0.13	-34.06	138.73
40	133.51	0.26	9.9	12.31	1.27	0.63	0.05	8.92	0.11	-28.2	134.48
50	128.74	0.3	9.25	11.57	1.08	0.41	-0.1	7.88	0.09	-23.7	130.13
60	122.55	0.33	8.57	10.87	0.92	0.22	-0.26	6.69	0.06	-18.17	124.44
70	117.27	0.37	7.92	10.11	0.75	0.03	-0.42	5.4	0.04	-12.18	119.46
80	113.18	0.42	7.14	9.19	0.56	-0.19	-0.61	3.88	0.01	-4.49	115.5
90	108.53	0.48	6.05	7.95	0.3	-0.49	-0.88	1.96	-0.02	3.92	111.1

CASTLE CAMPS – BORDER LEICESTER RAMS

LOT	TAG	SIRE	DOB	BT	BWT	MWWT	PWWT	PFAT	PEMD	PWEC	WR	BL INDEX	SB	MCP+	BUYER
81	3516	CC 21 1501	1/8/2023	1	0.53	0.99	12.24	0.01	0.50	-15.60	12%	133.58	\$	136.41	
<i>Acc</i>					61	48	65	57	55	40	42	38		41	\$
82	3362	CC 21 1501	22/7/2023	1	0.55	1.85	12.66	-0.19	0.07	-31.21	12%	129.54	\$	133.40	
<i>Acc</i>					59	43	64	56	53	35	42	35		39	\$
83	3385	G 21 0098	25/7/2023	1	0.27	2.13	12.48	0.25	0.02	-17.90	13%	142.82	\$	143.54	
<i>Acc</i>					63	45	67	63	62	43	35	39		43	\$
84	3527	CC 21 1501	1/8/2023	1	0.31	2.32	12.05	-0.79	-0.58	-36.69	13%	125.96		128.36	
<i>Acc</i>					60	47	64	57	54	36	35	36		39	\$
85	3421	CC 21 1501	27/7/2023	1	0.55	1.50	13.93	-0.41	0.06	-44.11	7%	134.89	\$	140.39	
<i>Acc</i>					60	44	64	56	53	36	28	35		38	\$
86	3444	CC 17 7357	29/7/2023	1	0.28	1.61	9.39	-0.44	0.21	-52.77	7%	128.62		132.56	
<i>Acc</i>					63	54	67	61	59	46	31	43		45	\$
87	3515	G 21 0098	31/7/2023	1	0.47	1.92	13.08	0.14	-0.17	-48.30	16%	145.37	\$	147.67	
<i>Acc</i>					63	47	67	64	62	44	29	40		43	\$
88	3488	L 21 0748	31/7/2023	1	0.44	1.28	12.81	0.00	0.51	-40.27	13%	138.41	\$	142.81	
<i>Acc</i>					63	46	67	63	61	44	35	38		43	\$

CASTLE CAMPS – BORDER LEICESTER RAMS

LOT	TAG	SIRE	DOB	BT	BWT	MWWT	PWWT	PFAT	PEMD	PWEC	WR	BL INDEX	SB	MCP+	BUYER
89	3603	G 21 0151	9/8/2023	2	0.20	1.52	12.44	0.65	1.48	-23.32	16%	152.08	\$	155.74	
<i>Acc</i>					60	49	64	57	54	44	37	38		40	\$
90	3352	CC 17 7357	21/7/2023	2	0.26	1.24	9.24	-0.63	0.17	-51.62	7%	130.70	\$	133.95	
<i>Acc</i>					64	59	67	62	61	48	25	45		47	\$
91	3413	CC 17 7357	27/7/2023	1	0.36	1.62	10.23	-0.23	0.40	-41.31	8%	134.73	\$	138.85	
<i>Acc</i>					64	56	67	62	61	47	34	44		46	\$
92	3649	CC 21 1487	15/8/2023	2	0.22	1.19	10.08	0.31	0.38	-17.89	17%	118.03		120.46	
<i>Acc</i>					61	49	65	59	57	38	34	39		42	\$
93	3578	P 19 0398	6/8/2023	1	0.36	1.30	13.37	0.62	0.20	-28.87	13%	127.48		131.45	
<i>Acc</i>					63	48	67	61	59	43	30	39		43	\$
94	3517	CC 21 1487	1/8/2023	1	0.30	1.76	9.41	-0.01	0.25	-24.14	14%	127.94		129.84	
<i>Acc</i>					60	48	64	57	55	40	34	37		41	\$
95	3370	P 19 0398	24/7/2023	2	0.28	1.58	12.34	-0.09	0.48	-20.10	10%	136.56	\$	138.75	
<i>Acc</i>					63	51	67	62	60	43	25	40		44	\$
96	3467	G 21 0151	30/7/2023	2	0.31	1.72	11.38	1.18	1.24	-24.81	13%	149.29	\$	153.19	
<i>Acc</i>					60	52	65	59	56	45	31	40		42	\$

CASTLE CAMPS – BORDER LEICESTER RAMS

LOT	TAG	SIRE	DOB	BT	BWT	MWWT	PWWT	PFAT	PEMD	PWEC	WR	BL INDEX	SB	MCP+	BUYER
97	3520	CC 17 7357	1/8/2023	1	0.32	1.35	9.72	-1.16	-0.14	-54.64	13%	127.50		132.91	
<i>Acc</i>					64	56	67	62	60	47	31	44		46	\$
98	3433	CC 17 7357	28/7/2023	1	0.30	1.25	10.11	-0.56	0.21	-50.23	10%	132.56	\$	137.32	
<i>Acc</i>					64	56	67	61	60	46	33	43		46	\$
99	3638	P 19 0398	14/8/2023	1	0.33	1.90	9.72	1.41	0.19	-8.67	9%	126.52		127.73	
<i>Acc</i>					64	54	68	63	61	44	40	42		45	\$
100	3648	CC 21 1487	15/8/2023	1	0.24	1.22	10.04	-0.17	0.59	-43.15	14%	119.75		124.99	
<i>Acc</i>					59	48	64	57	54	39	35	37		40	\$
101	3509	CC 21 1501	31/7/2023	2	0.46	1.01	12.06	-0.42	-0.24	-41.15	8%	127.30		130.34	
<i>Acc</i>					61	46	65	58	55	38	40	37		41	\$
102	3373	CC 21 1501	24/7/2023	3	0.55	0.98	12.88	1.04	0.16	-23.55	13%	136.69	\$	138.86	
<i>Acc</i>					61	50	65	57	55	39	33	38		41	\$
103	3378	CC 21 1501	24/7/2023	1	0.40	1.56	12.68	0.11	-0.07	-25.60	12%	128.40		133.04	
<i>Acc</i>					59	41	64	55	52	44	37	32		37	\$
104	3581	CC 17 7357	7/8/2023	1	0.33	1.62	10.11	-0.75	0.18	-51.88	12%	131.83	\$	136.55	
<i>Acc</i>					63	55	67	61	60	47	37	43		46	\$

CASTLE CAMPS – BORDER LEICESTER RAMS

LOT	TAG	SIRE	DOB	BT	BWT	MWWT	PWWT	PFAT	PEMD	PWEC	WR	BL INDEX	SB	MCP+	BUYER
105	3570	G 21 0151	6/8/2023	2	0.23	1.89	12.41	0.83	0.94	-25.77	11%	148.66	\$	151.84	
<i>Acc</i>					58	46	63	55	52	42	30	35		38	\$
106	3446	G 21 0151	29/7/2023	1	0.22	1.34	11.34	0.49	1.19	-28.87	10%	128.76	\$	132.77	
<i>Acc</i>					60	53	64	58	55	35	37	36		39	\$
107	3395	CC 21 1501	26/7/2023	2	0.39	0.83	11.42	-0.06	0.45	-44.85	9%	144.66	\$	148.94	
<i>Acc</i>					60	46	64	56	53	36	30	40		42	\$
108	3454	P 19 0398	29/7/2023	1	0.35	1.54	10.87	0.15	0.49	-21.19	6%	129.33		132.43	
<i>Acc</i>					63	55	68	63	61	44	39	42		45	\$
109	3419	G 21 0098	27/7/2023	2	0.21	1.68	11.33	1.07	0.52	-52.61	14%	140.41	\$	143.43	
<i>Acc</i>					64	52	68	65	63	44	32	42		45	\$
110	3450	P 19 0398	29/7/2023	2	0.33	1.81	12.71	0.78	0.41	-24.34	8%	128.29		131.29	
<i>Acc</i>					63	51	67	61	59	43	40	40		44	\$
111	3383	G 21 0151	25/7/2023	2	0.06	1.84	10.77	0.59	1.71	-48.31	15%	151.30	\$	155.90	
<i>Acc</i>					58	48	63	55	52	42	31	35		38	\$
112	3497	G 21 0151	31/7/2023	1	0.26	0.44	11.98	0.28	1.26	-35.18	15%	142.76	\$	149.32	
<i>Acc</i>					60	52	64	58	56	37	31	40		42	\$

CASTLE CAMPS – BORDER LEICESTER RAMS

LOT	TAG	SIRE	DOB	BT	BWT	MWWT	PWWT	PFAT	PEMD	PWEC	WR	BL INDEX	SB	MCP+	BUYER
113	3363	CC 21 1501	22/7/2023	2	0.35	1.08	11.62	0.07	0.05	-26.99	7%	131.59	\$	132.45	
<i>Acc</i>					59	42	64	49	48	36	39	33		37	\$
114	3371	P 19 0398	24/7/2023	2	0.31	2.08	12.30	0.44	0.21	-28.47	12%	130.37	\$	133.22	
<i>Acc</i>					63	52	67	61	59	42	37	40		43	\$
115	3623	CC 21 1487	12/8/2023	2	0.14	1.69	8.13	-0.15	0.62	-38.26	9%	134.93	\$	135.92	
<i>Acc</i>					59	47	64	57	54	37	37	37		40	\$
116	3357	CC 21 1501	21/7/2023	2	0.32	0.73	9.90	0.26	0.18	-10.94	8%	127.83		129.01	
<i>Acc</i>					60	48	64	57	54	39	35	38		41	\$
117	3588	CC 21 1487	7/8/2023	2	0.24	1.84	10.04	0.16	0.55	-42.69	8%	129.49	\$	133.05	
<i>Acc</i>					59	49	64	57	54	39	35	38		41	\$
118	3617	CC 21 1501	12/8/2023	2	0.56	0.93	12.15	-0.20	-0.22	-24.05	7%	125.51		128.53	
<i>Acc</i>					62	49	66	57	55	38	35	38		41	\$
119	3584	P 19 0398	7/8/2023	1	0.37	1.83	11.99	0.48	0.36	-18.17	13%	128.82	\$	131.91	
<i>Acc</i>					63	48	67	61	59	42	31	38		42	\$
120	3451	P 19 0398	29/7/2023	2	0.34	1.81	12.46	0.03	0.12	-24.34	7%	127.60		130.19	
<i>Acc</i>					63	51	67	61	59	43	40	40		44	\$

CASTLE CAMPS – BORDER LEICESTER RAMS

LOT	TAG	SIRE	DOB	BT	BWT	MWWT	PWWT	PFAT	PEMD	PWEC	WR	BL INDEX	SB	MCP+	BUYER
121	3503	CC 17 7357	31/7/2023	2	0.28	1.44	8.90	-0.71	0.34	-46.13	13%	132.59	\$	136.41	
<i>Acc</i>					63	54	67	61	59	46	36	42		45	\$
122	3677	CC 21 1501	23/8/2023	1	0.45	1.73	12.39	-0.59	-0.35	-40.78	12%	129.30	\$	133.44	
<i>Acc</i>					60	45	64	56	53	36	35	35		39	\$
123	3415	G 21 0098	27/7/2023	2	0.31	1.85	12.06	0.84	0.64	-28.80	9%	145.70	\$	148.14	
<i>Acc</i>					63	47	68	63	61	42	34	39		43	\$
124	3536	G 21 0151	2/8/2023	2	0.13	1.64	10.72	0.50	1.36	-14.75	14%	148.16	\$	151.20	
<i>Acc</i>					60	53	64	58	56	39	32	40		41	\$
125	3525	CC 21 1501	1/8/2023	2	0.40	1.16	13.61	-0.06	0.35	-26.18	12%	135.03	\$	138.74	
<i>Acc</i>					60	45	64	57	54	40	41	38		41	\$
126	3587	CC 21 1487	7/8/2023	2	0.14	1.85	9.03	0.69	1.47	-42.69	11%	133.41	\$	137.63	
<i>Acc</i>					59	49	64	57	54	39	32	38		41	\$
127	3532	CC 21 1501	2/8/2023	1	0.30	1.57	12.46	-0.70	-0.44	-39.86	20%	125.46		129.46	
<i>Acc</i>					60	43	64	56	53	35	32	35		38	\$
128	3568	CC 21 1501	6/8/2023	1	0.40	1.17	11.84	0.08	-0.01	-0.16	16%	127.03		130.17	
<i>Acc</i>					59	41	63	55	52	44	31	33		37	\$

CASTLE CAMPS – BORDER LEICESTER RAMS

LOT	TAG	SIRE	DOB	BT	BWT	MWWT	PWWT	PFAT	PEMD	PWEC	WR	BL INDEX	SB	MCP+	BUYER
129	3427	CC 17 7357	27/7/2023	2	0.33	1.87	9.43	-0.66	0.37	-51.20	8%	131.77	\$	135.83	
<i>Acc</i>					64	55	67	62	60	47	34	43		46	\$
130	3630	CC 21 1487	14/8/2023	2	0.21	1.57	9.44	0.22	0.28	-35.36	12%	123.80		127.74	
<i>Acc</i>					57	42	63	55	52	44	37	33		37	\$
131	3524	CC 21 1501	1/8/2023	2	0.43	1.16	13.28	-0.32	0.48	-26.18	5%	138.23	\$	142.38	
<i>Acc</i>					60	45	64	57	54	40	29	38		41	\$
132	3659	CC 21 1295	17/8/2023	1	0.26	1.11	9.30	-0.35	0.23	-18.80	9%	121.64		124.45	
<i>Acc</i>					58	46	64	57	55	38	38	38		41	\$
133	3631	G 21 0151	14/8/2023	2	0.21	1.82	10.72	0.54	0.91	-31.68	7%	151.47	\$	154.58	
<i>Acc</i>					61	52	65	58	55	43	39	39		41	\$
134	3406	G 21 0098	27/7/2023	2	0.22	2.04	11.68	0.32	0.37	-24.66	7%	144.84	\$	145.55	
<i>Acc</i>					64	49	68	64	63	44	39	40		44	\$
135	3430	L 21 0748	28/7/2023	2	0.25	1.29	10.83	-0.44	0.73	-41.96	13%	140.90	\$	144.06	
<i>Acc</i>					63	47	68	64	62	42	32	38		43	\$
136	3473	P 19 0398	30/7/2023	2	0.31	1.46	9.64	1.12	0.60	-31.91	14%	132.94	\$	135.12	
<i>Acc</i>					64	52	68	62	60	44	35	41		44	\$

CASTLE CAMPS – BORDER LEICESTER RAMS

LOT	TAG	SIRE	DOB	BT	BWT	MWWT	PWWT	PFAT	PEMD	PWEC	WR	BL INDEX	SB	MCP+	BUYER
137	3552	CC 17 7357	4/8/2023	1	0.32	1.63	9.79	-0.66	0.35	-39.80	13%	129.76	\$	134.28	
<i>Acc</i>					63	53	67	61	59	46	34	42		45	\$
138	3504	CC 21 1295	31/7/2023	2	0.37	0.26	11.54	-0.56	0.14	-19.08	7%	123.76		128.79	
<i>Acc</i>					61	53	65	60	57	42	33	42		44	\$
139	3396	CC 21 1501	26/7/2023	2	0.40	0.83	11.27	-0.04	0.42	-44.85	7%	129.25	\$	133.28	
<i>Acc</i>					60	46	64	56	53	36	33	36		39	\$
140	3442	G 21 0098	29/7/2023	2	0.54	1.26	12.43	-0.11	-0.08	17.15	5%	143.71	\$	144.25	
<i>Acc</i>					63	46	66	63	61	41	40	37		41	\$
141	3599	CC 17 7357	9/8/2023	2	0.26	1.44	10.62	0.08	0.27	-52.87	13%	136.04	\$	139.71	
<i>Acc</i>					64	55	67	62	60	46	35	43		46	\$
142	3667	CC 21 1487	19/8/2023	3	0.33	1.80	9.61	-0.06	0.27	-31.19	13%	132.94	\$	134.93	
<i>Acc</i>					60	50	65	58	55	40	35	39		42	\$
143	3685	CC 18 8534	25/8/2023	2	0.40	1.03	9.83	-0.02	0.22	-22.29	6%	132.01	\$	133.68	
<i>Acc</i>					65	57	69	64	62	49	31	44		47	\$
144	3539	G 21 0151	2/8/2023	2	0.19	0.86	10.13	1.33	1.29	14.80	12%	138.13	\$	141.57	
<i>Acc</i>					59	49	64	57	55	44	32	38		40	\$

CASTLE CAMPS – BORDER LEICESTER RAMS

LOT	TAG	SIRE	DOB	BT	BWT	MWWT	PWWT	PFAT	PEMD	PWEC	WR	BL INDEX	SB	MCP+	BUYER
145	3710	G 21 0151	9/9/2023	1	0.23	1.47	11.23	0.66	1.29	-36.30	11%	153.67	\$	158.72	
<i>Acc</i>					60	47	64	57	54	44	37	37		40	\$
146	3542	G 21 0151	3/8/2023	1	0.16	1.41	9.81	0.71	1.32	-30.86	6%	148.69	\$	151.59	
<i>Acc</i>					60	53	65	59	56	35	30	43		44	\$
147	3635	CC 21 1295	14/8/2023	2	0.33	1.68	11.29	-0.54	0.46	-28.95	13%	130.84	\$	134.72	
<i>Acc</i>					59	45	64	57	54	38	36	37		40	\$
148	3572	G 21 0151	6/8/2023	2	0.20	0.97	9.91	0.78	1.07	-30.19	11%	133.03	\$	139.20	
<i>Acc</i>					60	52	64	59	56	43	34	39		41	\$
149	3663	CC 21 1487	17/8/2023	2	0.23	1.93	11.11	-0.57	0.24	-31.09	14%	126.75		130.30	
<i>Acc</i>					59	46	64	56	54	35	40	35		39	\$
150	3386	CC 21 1501	25/7/2023	2	0.32	2.07	9.68	-0.22	0.25	-31.21	13%	128.39		129.77	
<i>Acc</i>					57	46	62	53	49	42	40	32		35	\$

NOTES

NOTES



Thank you for attending the 11th annual Castle Camps ram sale. We maybe playing now but we will be ready to go to work by next years sale.
Looking forwarded to seeing you there!

**For all your rural and business
insurance requirements, call**



insurance

Paula O'Hare

0477 310 867

paula.ohare@wfi.com.au

To see if our products are right for you, always read the PDS from the product issuer. Insurance Australia Limited ABN 11 000 016 722 AFSL 227681 trading as WFI (WFI).
Paula O'Hare (AR No.: 362593) is an Authorised Representative of WFI.

